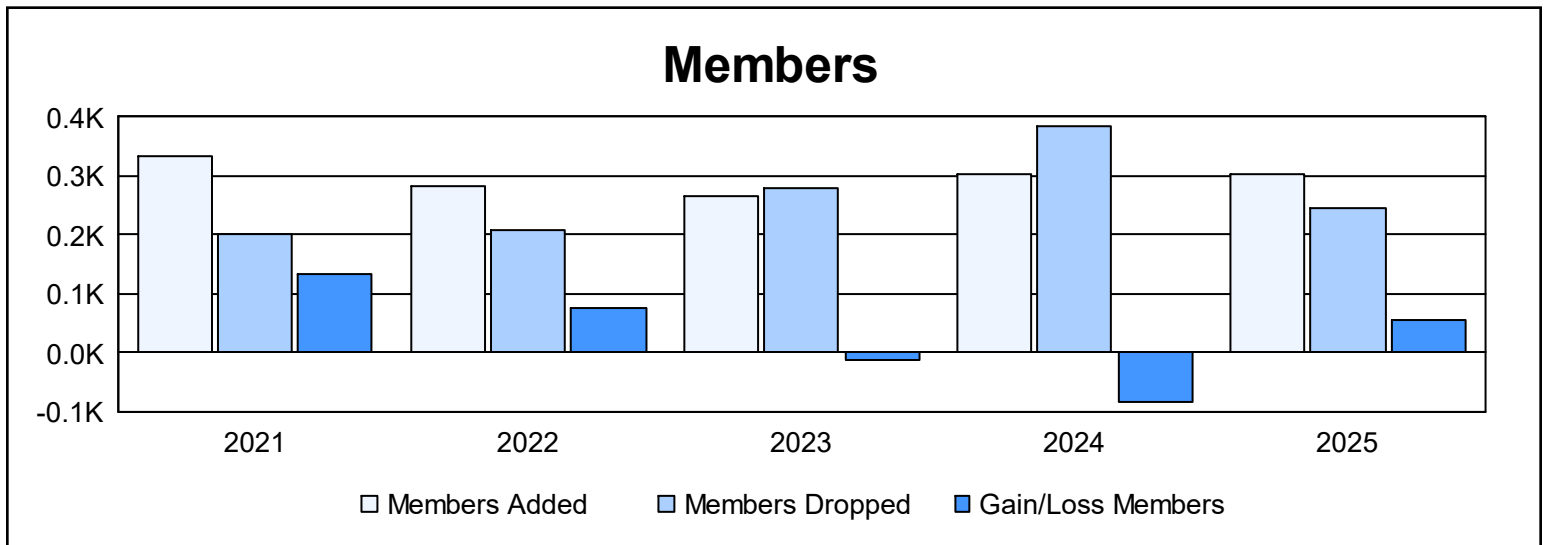
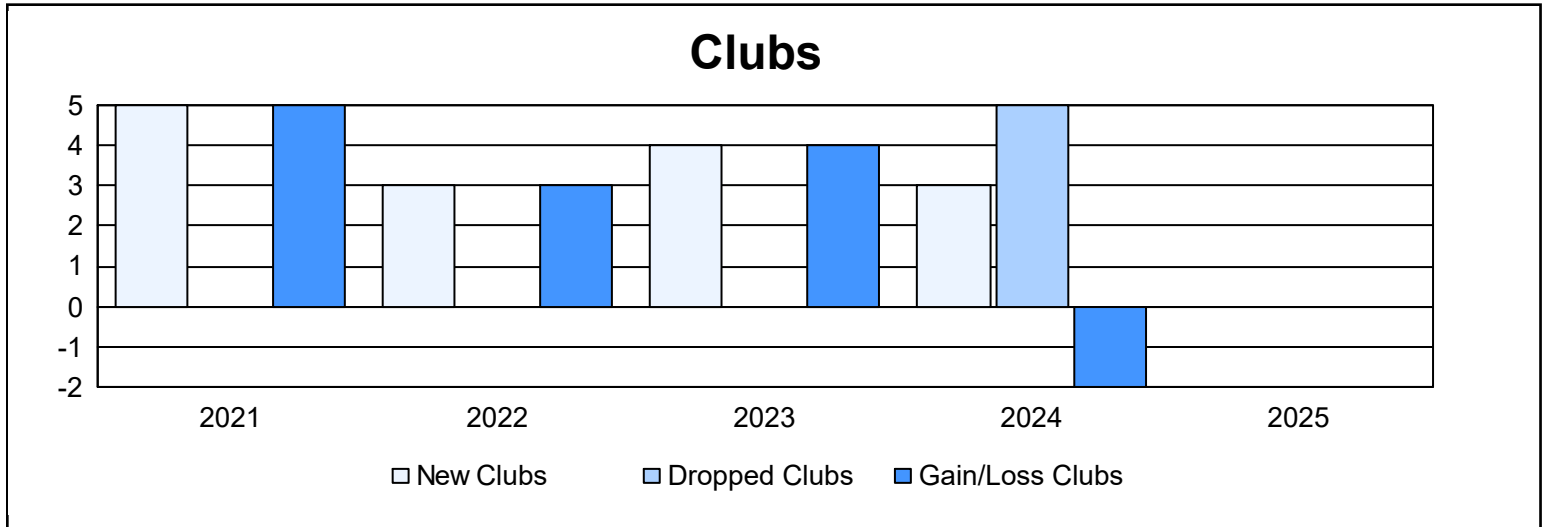
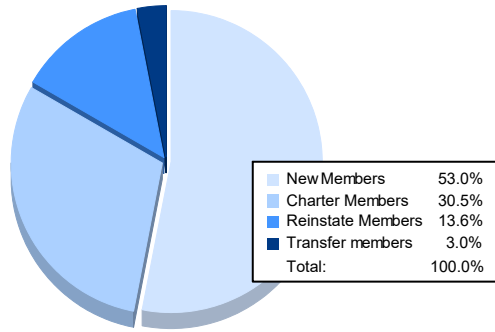


Year	New Clubs	Dropped Clubs	Gain/ Loss Clubs	New Members	Charter Members	Reinstate Members	Transfer Members	Total Member Added	Total Members Dropped	Gain/ Loss Members
2020-2021	5	0	5	209	115	7	3	334	201	133
2021-2022	3	0	3	202	68	12	2	284	209	75
2022-2023	4	0	4	132	96	37	0	265	278	-13
2023-2024	3	5	-2	147	77	66	12	302	385	-83
2024-2025				160	92	41	9	302	247	55
<b>Average</b>	<b>4</b>	<b>1</b>	<b>3</b>	<b>170</b>	<b>90</b>	<b>33</b>	<b>5</b>	<b>297</b>	<b>264</b>	<b>33</b>



### Membership Composition June 2025 Cumulative



### Gender Composition June 2025 Cumulative

